

[Useful Tips]

Would you like a custom splash screen? - How to customize the V9's splash screen -

What is a splash screen?

A splash screen is a graphic screen which appears while the V9 is launching.



Before

I thought I could not change a splash screen...



I wish I could show a company logo or the name of a machine...



It is easy to accomplish with V-SFT-6!

After

You can display your favorite image file as a splash screen!

You can change a splash screen by specifying a PNG file from [File] > [Property].

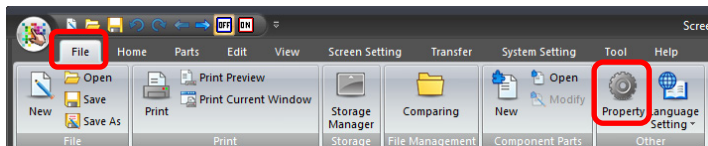


You can show a splash screen that fits your application!

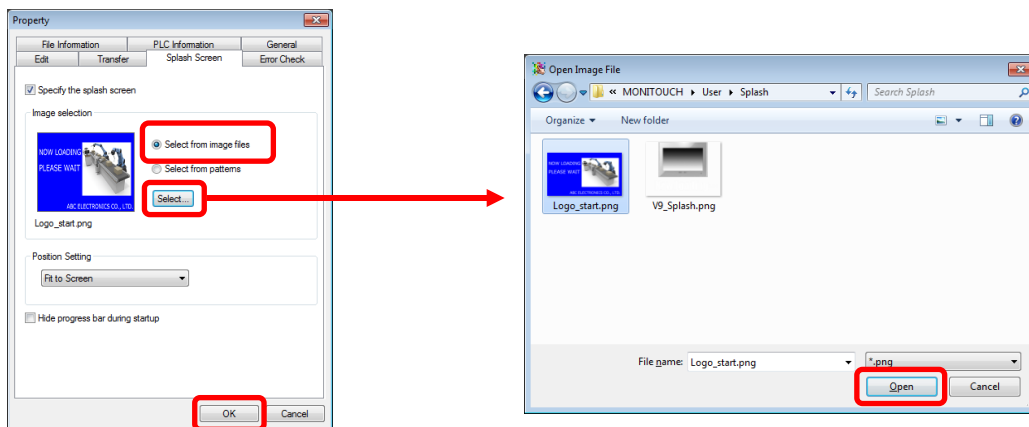


Operation procedure


- 1) Start V-SFT-6 and go to [File] > [Property].

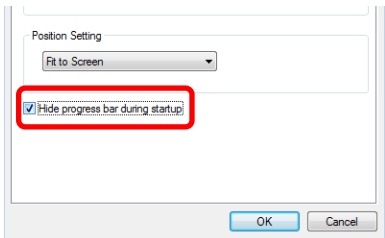


- 2) Click the [Splash Screen] tab and check [Specify the splash screen]. Select a file and click [OK].




- 3) Download the screen program to the V9.






When [Hide progress bar during startup] in the Splash Screen tab is checked in step 2 above, you can hide the progress bar on the bottom of the screen. (Supported in V6.0.32.0 or later.)



[Checked]



[Unchecked]