

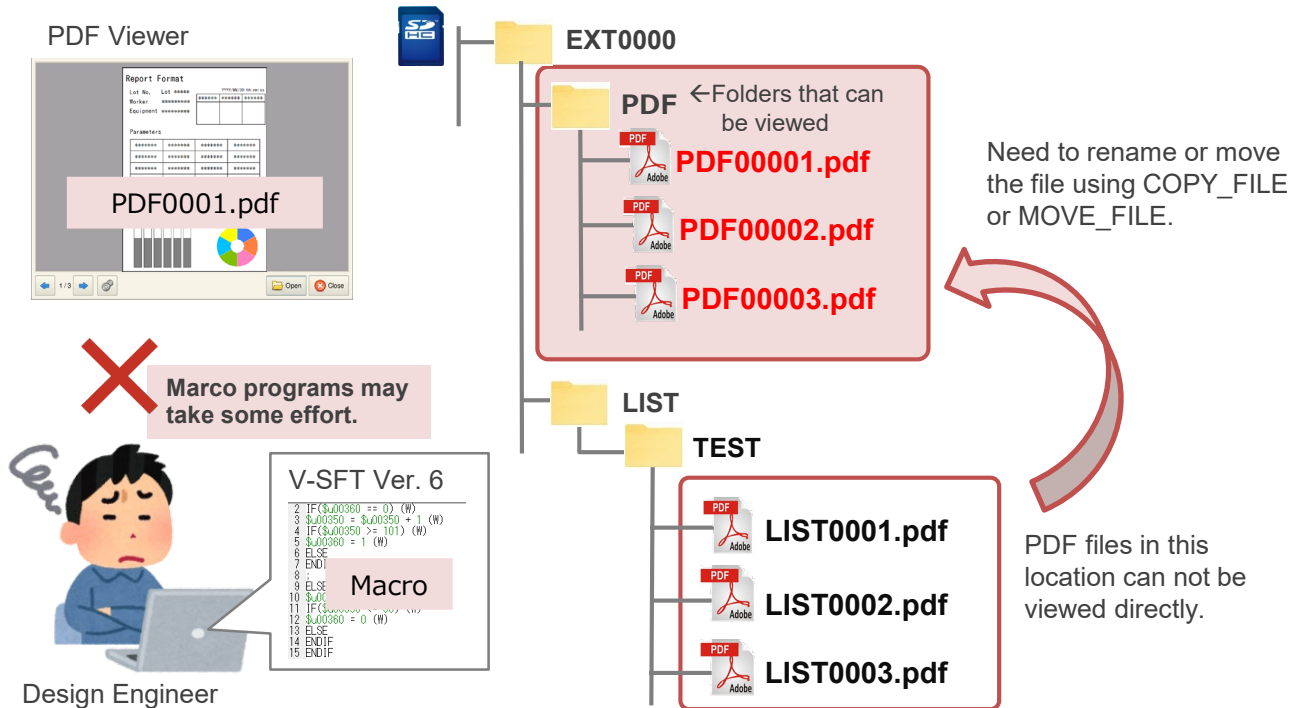
< Useful Information > V9 series PDF Viewer Enhancement

1. Specifying PDF file names and storage locations: Man-hour reduction

V-SFT Ver.6.1.6.0a

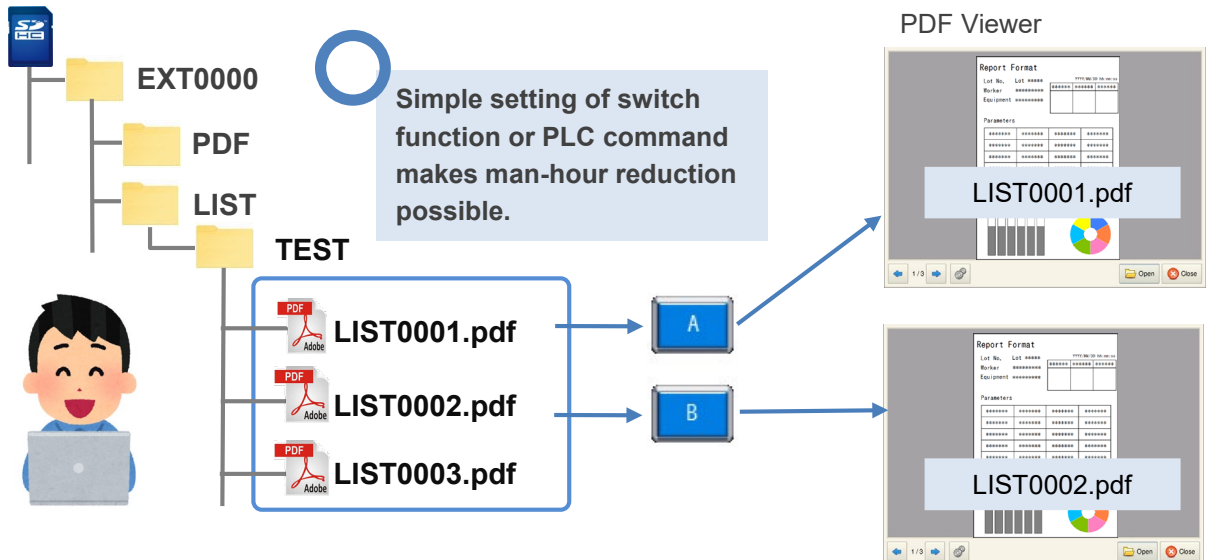
Before

When viewing PDF output data sheet, it is difficult to use because of fixed file storage locations and file names.



After

Any location in the storage can be accessed.
It is possible to specify arbitrary storage locations and file names.



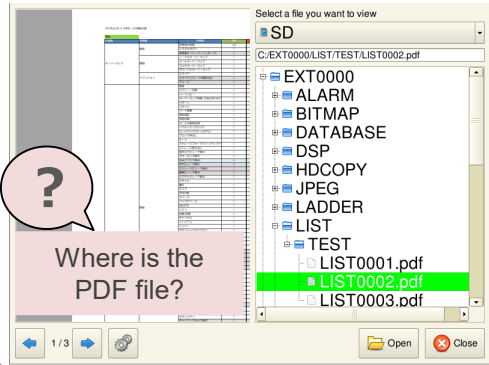
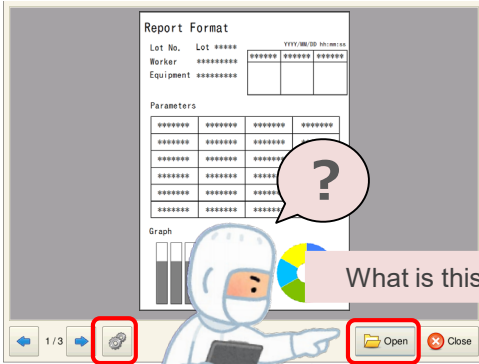
2. Switch prohibition setting: Prevention of malfunction

V-SFT Ver.6.1.6.0a

Before

If these switches are displayed, some operators may press them at fault.

PDF Viewer

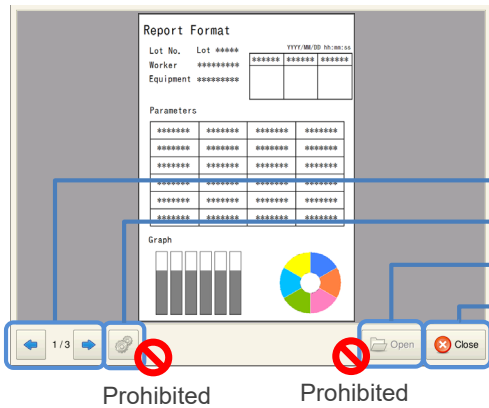


The wrong file is selected to be viewed, and the proper file can not be reviewed.

After

You can prohibit unnecessary switches. The page changing switch and the [Close] switch can be operated.

PDF Viewer



Preventing malfunction of operator

Setting

V-SFT-6 [System Setting]
→ [Other] → [PDF Viewer Setting]

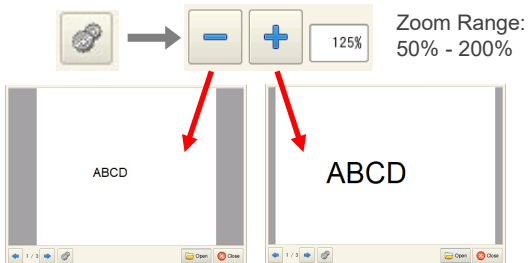
- Allow access only to PDF folder in RUN mode
- Do not display an error message if a file does not exist
- Prohibit open switch
- Prohibit option switch

3. Pinch-in and pinch-out gestures (Advanced model only)

V-SFT Ver.6.1.1.0

Before

Enlarge/reduce the display with the option switches



After

Enlarge/reduce the display with pinch-in and pinch-out

Even if the [Option] switch is prohibited, it is possible to enlarge/reduce the display with pinch-in and pinch-out.



Zoom Range:
50% - 200%

Hakko Electronics Co., Ltd.

Overseas Sales Section

TEL: +81-76-274-2144 FAX: +81-76-274-5136

<http://monitouch.fujielectric.com/>