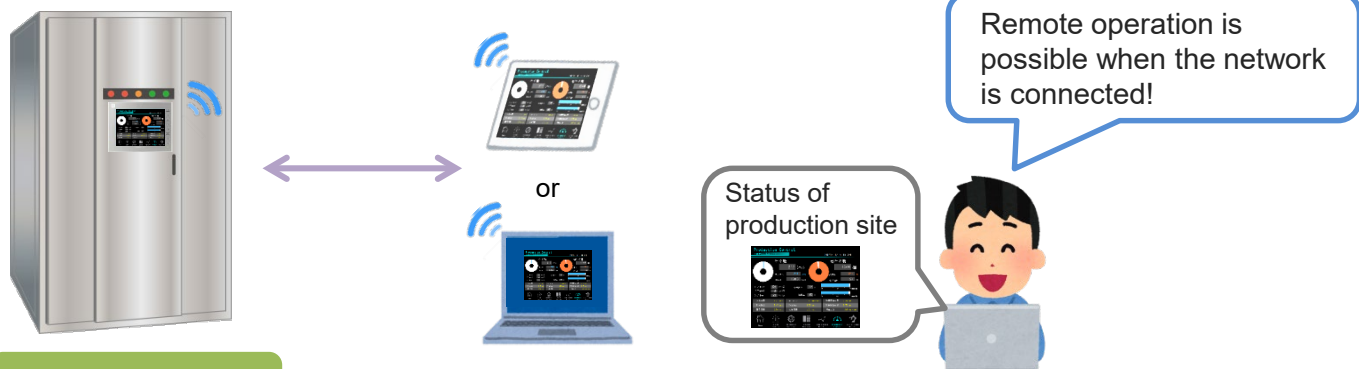


<Useful Information> Extension of VNC Server Functions for the V9 Series - Functions Supported in Version 6.0.36.0 and Above -

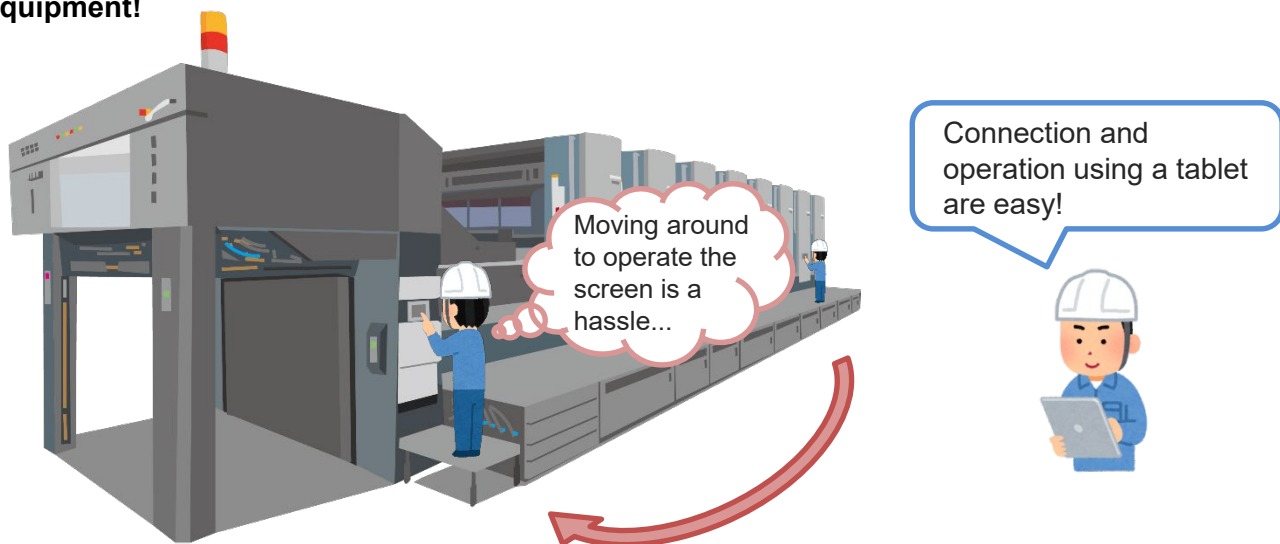
What is VNC server?

VNC server easily enables remote monitoring and operation of the V9 series unit screen using a PC, smartphone, or tablet.






For example...

By using VNC server, operation using a tablet is possible from any location around the equipment!



For a PC, smartphone, or tablet, just install the VNC Viewer app!

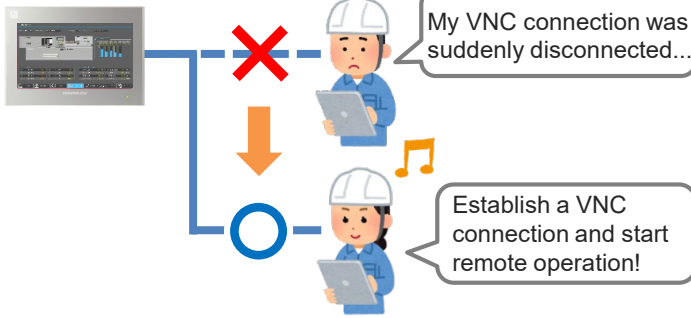
OS	VNC Viewer App	Remarks	Download From
Windows	Ultra VNC Viewer	Freeware	-
Android		Freeware, Hakko Electronics (dedicated to MONITOUCH)	Download from Google Play 
iOS			Download from AppStore 

Functions extended from version 6.0.36.0

Version 6.0.35.0 or lower

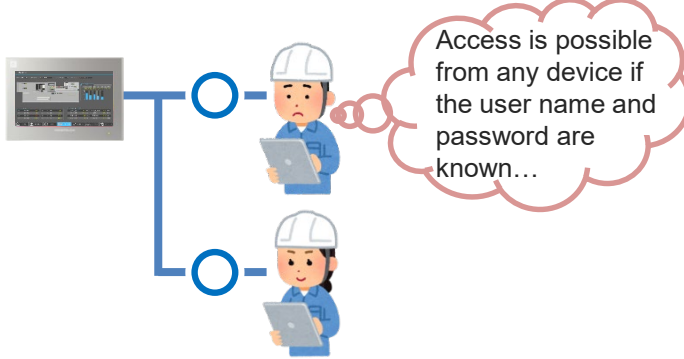
1. Selection of priority

There is no priority setting and only a later connection is given priority...



2. Authentication by MAC address

It's not possible to determine the devices that can have access...



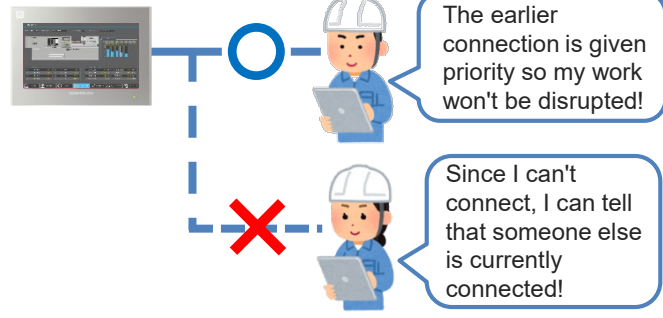
3. Exclusive control for direct V9 operation / remote operation

Remote operation and direct operation of a V9 unit can be done simultaneously...

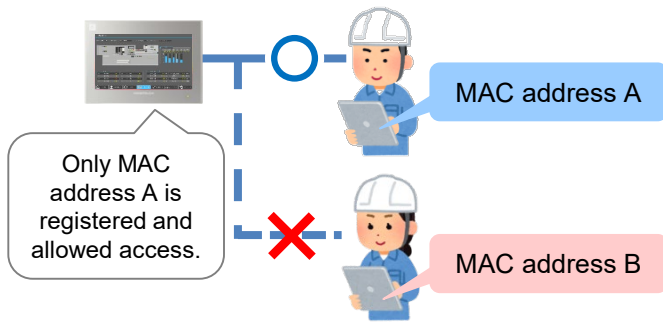


Version 6.0.36.0 or above

Priority can be given to either the earlier connection or the later connection!



Only devices whose MAC address has been registered on the V9 series unit in advance are allowed access!

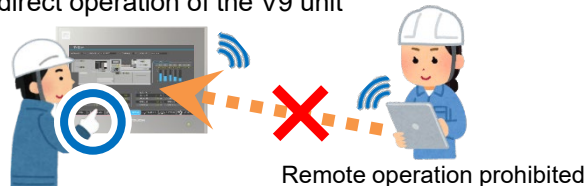


Simultaneous remote and direct operation of a V9 unit can be prohibited!

- Direct V9 operation is prohibited during remote operation.



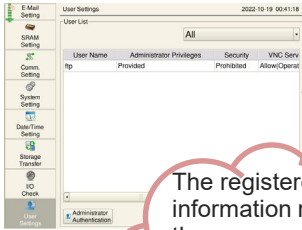
- Remote operation is prohibited during direct operation of the V9 unit



Version 6.0.35.0 or lower

4. User registration

Users can only be registered on the V9 series unit.



User registration has to be done on the V9 series unit.

The registered user information remains even if the screen program is changed...
In order to delete the information, the INI file needs to be cleared...



Version 6.0.36.0 or above

User registration can be done in the screen program (V-SFT-6)!

By registering users in the screen program, the VNC function can be used immediately after transferring the screen program!

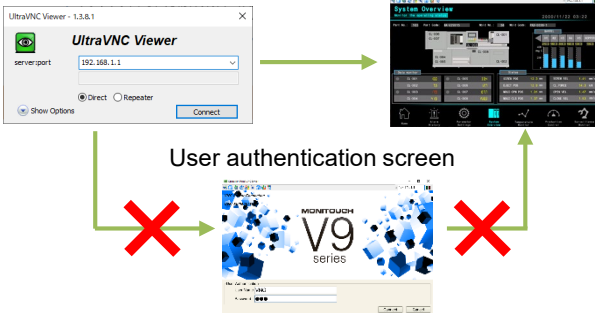
The registered user information is updated accordingly when the screen program is changed!
No need to clear the INI file!



Other convenient usages!

- Omit username and password entry on the user authentication screen to allow everyone quick remote access!

Connecting from a VNC client



This is convenient such as for debugging because the remote screen is displayed immediately!
Monitoring is possible without displaying the authentication screen on the V9 unit!



- Even if the V9 unit itself fails and the screen goes black, screen display and operation is possible if VNC connection settings are configured!

* VNC connection may not be possible depending on the failure.



VNC connection is useful even when trouble occurs!



Tablet display



Utilize the improved VNC server functions!

Hakko Electronics Co., Ltd.

TEL: +81-76-274-2144 E-mail: support@hakko-elec.co.jp
www.monitouch.com

[Click here for more MONITOUCH EXPRESS.](#)

