

# Make “the Face of Your Machine” Stylish with Special Designed Bezels (V10 series)

## Example

Before

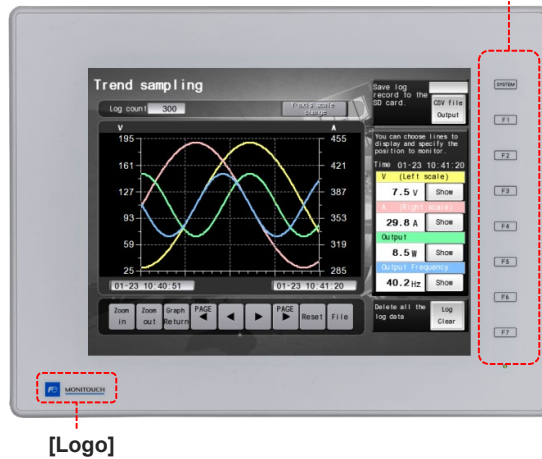
Do not want operators to press the function switches ...

We want to hide the function switches as they are not in use. The logo is not needed, either...

Equipment manufacturer



[Function Switches]



[Logo]

What are those buttons for? What happens if I press them?



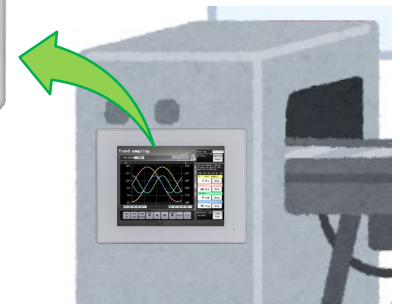
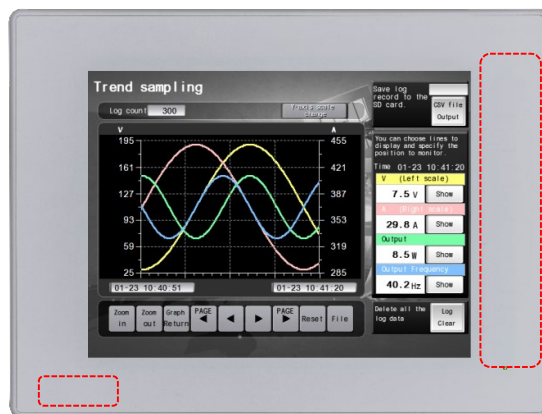
Operator

Try models with specially designed bezels!

After

Reduce incorrect operations by hiding the function switches.

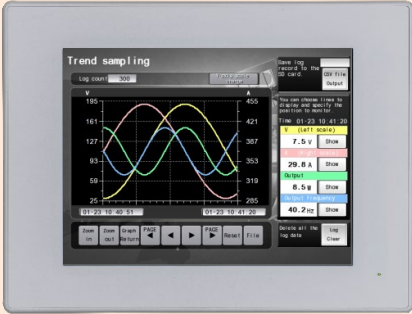
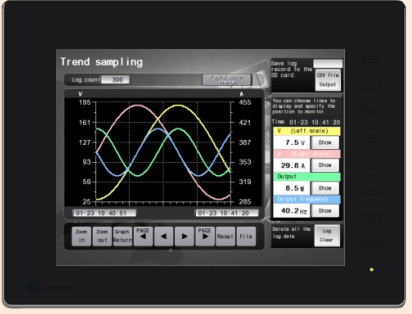
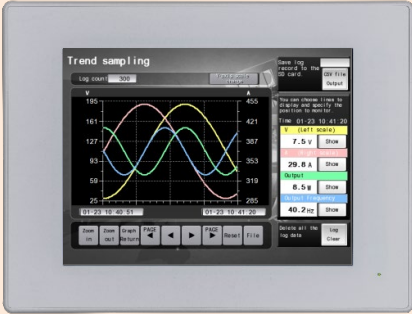
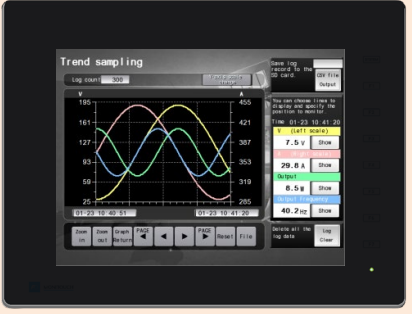
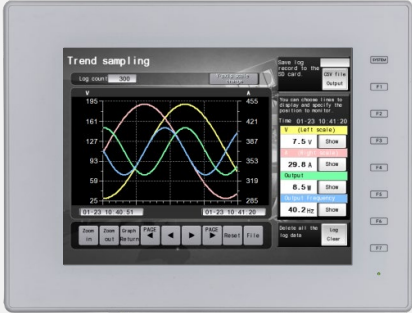
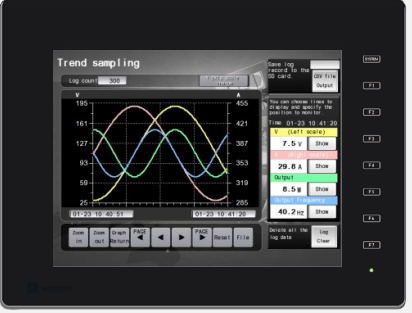
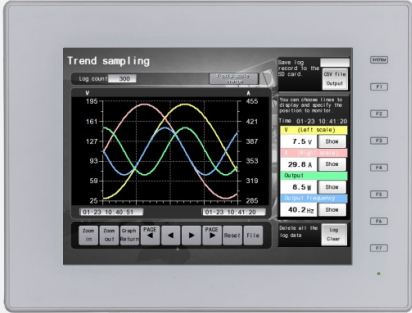
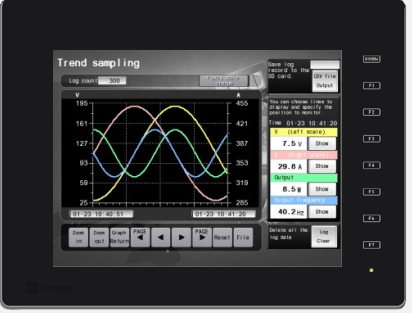
Cleaner look without the function switches or logos to achieve sophisticated design for your machine!



**Model**

V10 standard model followed by –xxxx.

**V10**□□**iS**□□□-**xxxx**  
 Standard model

Power supply	Suffix	Front case and bezel		
		Standard (light gray)	Black	
AC	-003	<b>Function switches</b> : None <b>Logo (Fe/MONITOUCH)</b> : None		
DC	-U003			
AC	-150	<b>Function switches</b> : Provided <b>Logo (Fe/MONITOUCH)</b> : None		
DC	-U150			

For inquiries about other design requests (e.g. putting your company's logo, original function switch design, etc.), please contact your local representative.

