


Simple Remote for Android OS

Precautions for the update to the new version v5.4.9

Due to the specifications of the application, installing the new version v5.4.9 will not update the existing application, but the new version will be newly added. Hence, two versions, new and old, will coexist on the tablet. Please follow the procedures below to apply the existing settings from the old version to the new version, and then uninstall the old version.

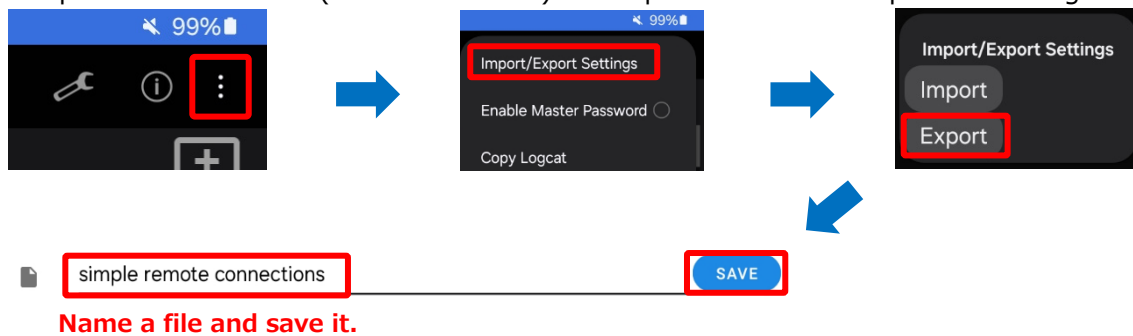


■ Overview of procedures

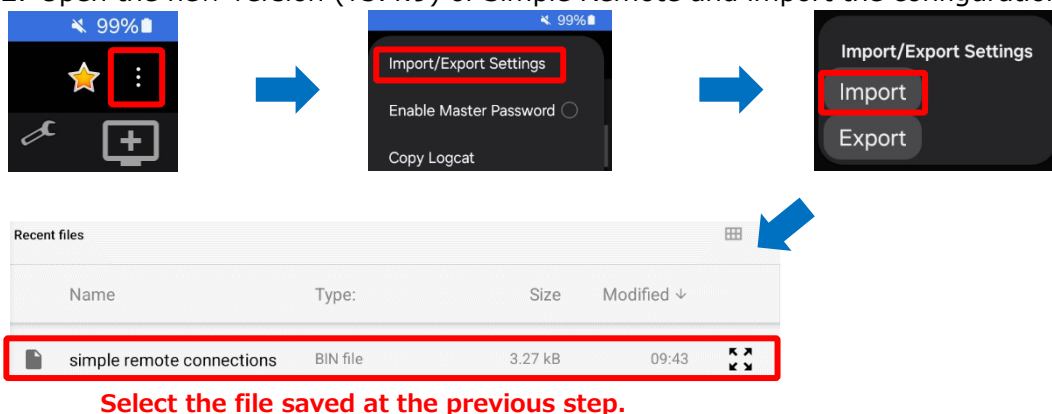
- Transfer of settings from the old version (v5.1.0 or earlier) to the new version (v5.4.9)
- Uninstall the old version (v5.1.0 or earlier)

■ Details of procedures

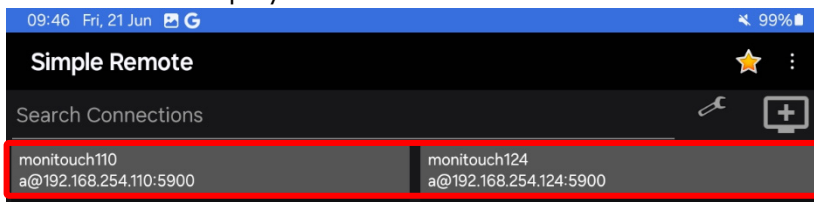
1. Open the old version (v5.1.0 or earlier) of Simple Remote and export the configuration.



2. Open the new version (v5.4.9) of Simple Remote and import the configuration.



3. Confirm that the configuration has been imported successfully by checking the connection information displayed in the red framed area below.



*MONITOUCH thumbnail images will be reflected after the first connection.

4. Uninstall the old version (v5.1.0 or earlier) of Simple Remote.

Tablet Settings > App info > Simple Remote

